

Using Visual Schedules and Sequences to Support Independence

Lori Geist, PhD, CCC-SLP
Director, Language & Literacy Content Development
DynaVox Mayer-Johnson

Charlene Cullen



Agenda

- Overview
- Key Components
- Video Examples



Communication Involves

- Establishing and shifting attention
- Following rapidly changing stimuli
- Taking in information
- Processing information
- Storing information
- Retrieving information
- Sending information

(Hogdon, L. 2003)

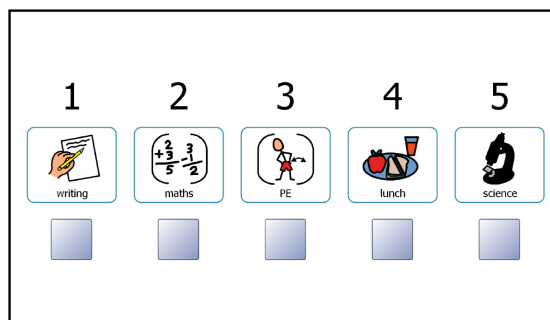
Forms of Communication

- Speech
- Sign language
- Gestures
- Body Language
- Objects
- Pictures
- Symbols
- Written language

Communication

- It's abstract
- It's transient
- It's often very rapid

Today's Schedule



Visual Supports

- Give information on:
 - What is going to happen
 - When it is going to happen
 - What are the choices and expectations
 - What is changing
 - Who is coming, etc.

(Hodgdon, L, 2003)

Visual Schedules & Sequences

- Organize events or steps in a task
- Support transitions between environments or activities
- Effective across a range of ages and a variety of settings.

(Bopp, Brown, & Mirenda, 2004; Mirenda, 2008)

Visual Schedules & Sequences

- Increased successful communication results in reduced behavior challenges
- Reduce frustration by increasing understanding of written instructions and curriculum materials
- Improve understanding and recall of verbal instructions
- Empower students to become learners

Visual Schedule & Sequences

- Can be supported by:
 - Real objects
 - Photographs
 - Symbols (like PCS)
 - Written words
- Can be paired with auditory input

(Wright, 2011; Mirenda, 2008; Bopp et al., 2004)

Object representations



Object Schedules



Activity: Object Schedule

- Given the following activities, think of objects that could denote the activity
 - swimming
 - go to the store to purchase snack
 - beach
 - grandparents house

Photograph Representations

Yuki


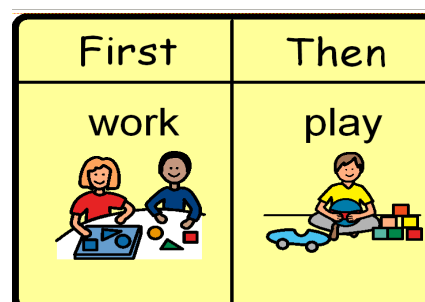


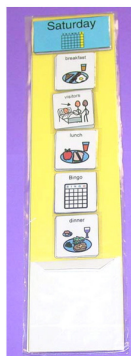
Photo Schedules



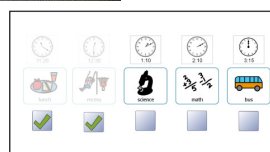

Symbol Schedules



Symbol Schedules



Symbol Schedules




Symbol Schedules



Written Schedules

Schedule	Finished
Arrive home	✓
Check mail	✓
Call Mike	
Make snack	
Wash dishes	
Watch 2 TV shows	
Go for walk (45 minutes)	
Wash hands	
Cook Dinner	
Wash Dishes	



Video Examples

- [Bryan](#)
- [Evan](#)
- [Jerome](#)
- [Holden](#)
- [Wyatt](#)
- [Zach](#)

Photo Sequences




Photo Sequences



Symbol Sequences



Symbol Sequences

Checklist		
1.	Throw away trash.	<input checked="" type="checkbox"/>
2.	Wash dishes.	<input checked="" type="checkbox"/>
3.	Put away materials.	<input type="checkbox"/>
4.	Wipe table.	<input type="checkbox"/>
5.	Sit down. Do food review.	<input type="checkbox"/>
<input type="checkbox"/>	<input type="checkbox"/>	<input checked="" type="checkbox"/>
<input type="checkbox"/>	<input type="checkbox"/>	<input checked="" type="checkbox"/>
<input type="checkbox"/>	<input type="checkbox"/>	<input checked="" type="checkbox"/>



get out of bed



get dressed



eat breakfast



get on school bus

Symbol Sequences



Symbol Sequence



Symbol Sequences

Riding on the City Bus

<p>know your bus schedule</p>	<p>get on the city bus</p>	<p>pay the bus fare</p>	<p>find an empty seat</p>
<p>ride in the city bus</p>	<p>know your bus stop</p>	<p>signal for your stop</p>	<p>get off of the city bus</p>

Written Sequences



Videos Examples

- [Evan](#)
- [BC](#)
- [CJ](#)

Design and Instruction

- Consider:
 - Portability
 - Durability
 - Accessibility in different environments
 - Length of schedule
 - Format
 - Opportunity for choice
 - Building in flexibility for change
- Common resources and materials:
 - Boardmaker, laminate, Velcro, 3-ring binders, plastic folders, photo albums, dry-erase markers, mobile technology, AAC devices, iPads, etc.

Design and Instruction


- Use representations that the student understands quickly and easily.
- Introduce at least two items at a time to increase understanding of sequencing
- Provide graduated guidance

Activity: Schedules/Sequences

- List (at least 20) schedule items which would need to be available for someone you support



Boardmaker Studio Demonstration



Questions and Discussion

Follow-up contact information:

- Lori Geist: lori.geist@dynavoxtech.com
- Charlene Cullen: charlenec@spectronicsinoz.com